

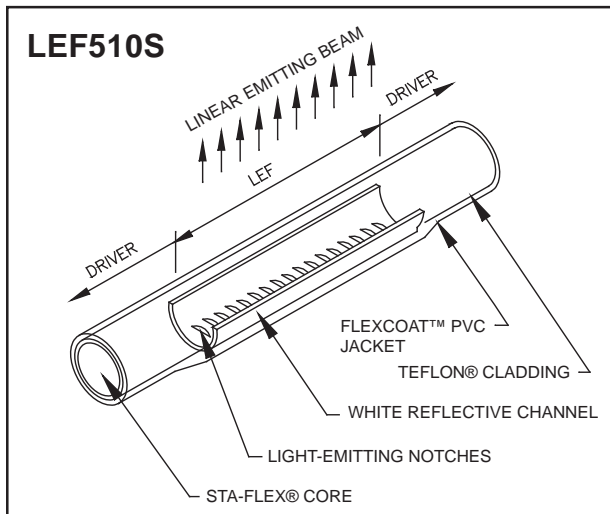
STA-FLEX® LEF™510S DIRECTIONAL BEAM LINEAR FIBER

Project:

Type:

Catalog Number: **LEF510S**

System Component: **Optical Fiber**



- ◆ Coves and Soffits
- ◆ Decorative Accents
- ◆ Back Lighting
- ◆ Alternative to Neon and LED Strip Lighting
- ◆ Direct and Indirect Lighting Applications
- ◆ Industrial Task Lighting
- ◆ Hazardous Location Illumination
- ◆ Under Cabinet Lighting
- ◆ Vehicle Exterior Accents

SPECIFICATIONS:

Series Number

LEF510S

Core Diameter

.49" (12.5mm)

Outer Diameter

.76" (19.3mm)

Operating Temperature Range

Up to 194° F (90° C)

Weight of Optical Fiber (Average per Foot)

3.47oz. (98.4g.)

Minimum Bend Radius

9" (228.6mm) or larger

LEF510S-WR Outer Diameter

.828" (21.03mm)

Compatible LED Sources

OT100 - Single 3 Watt LED Light Engine

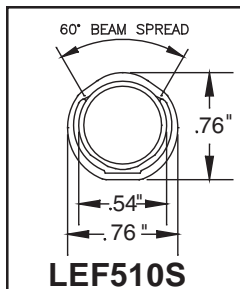
OT700 - Seven 3 Watt LED Light Engine

LI-250000 Color Changing 2-Port LED Illuminator

LI-350000 Color Changing 3-Port LED Illuminator

FM1 - Single 3 Watt LED Light Engine

FM3 - Three 3 Watt LED Light Engine



The LEF510S optical fiber was specifically developed for use with High-Brightness LED (HB LED) light sources. The fiber is manufactured with Lumenyte's patented technology that directs light in an evenly focused beam along the entire length of the fiber optic.

NOTE: Images are not to scale

LUMENYTE INTERNATIONAL CORPORATION

74 Icon, Foothill Ranch, CA 92610 USA

EMAIL: licinfo@lumenyte.com WEBSITE: www.lumenyte.com TEL: 949.829.5200 FAX: 949.829.5201

DCN 650120

Teflon® is a registered trademark of DuPont

STA-FLEX® LEF™ 510S DIRECTIONAL BEAM LINEAR FIBER

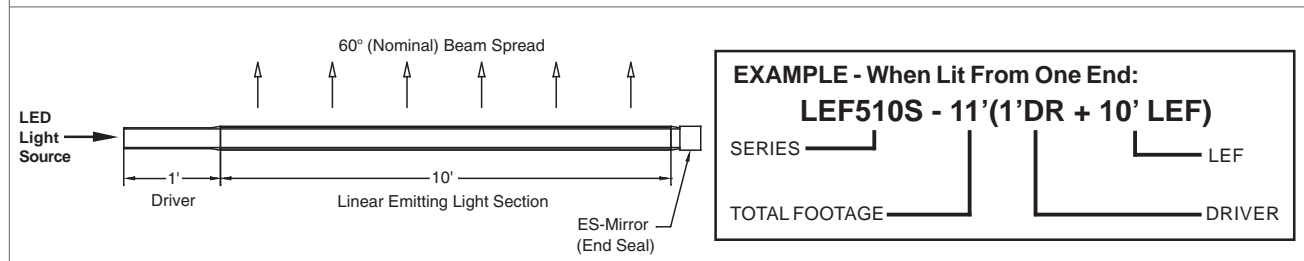
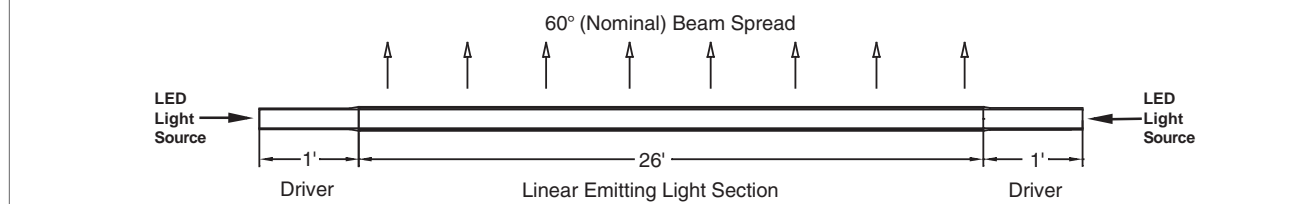
Ordering Information

LED SERIES	UNDERWATER	Total Footage (Length in ft.)	DRIVER (Length in ft.) Single and Double ended fibers.	LEF (Length in ft.)	DRIVER (Length in ft.) Double ended fibers only.
LEF510S	-WR	_____ FT	_____ FT	_____ FT	_____ FT

EXAMPLE - When Lit From Both Ends:

LEF510S - WR - 28'(1'DR+26' LEF+1'DR)

SERIES	DRIVER
UNDERWATER	LEF
TOTAL FOOTAGE	DRIVER



EXAMPLE - When Lit From One End:

LEF510S - 11'(1'DR + 10' LEF)

SERIES	LEF
TOTAL FOOTAGE	DRIVER

Recommended Distances for Effective LEF510S Brightness

- The effective light output of LEF510S fiber optic is subjective and based upon several variables such as:
 - Intensity of LED light source
 - Number and wattage of LEDs in the light source
 - Background color contrast
 - Viewing angle
 - Color of light
 - Attenuation of light
 - Ambient light level
 - Length of fiber optic run
- Runs up to 15' (4.57m) when lit with a single light source or 30' (9.14m) when lit with a light source at each end, are the recommended maximums when using the higher intensity LED light sources.

Driver

- The LEF510S LED Series of optical fibers is "driver dependent" and is supplied with a minimum 1' (30.5cm) length of driver. The driver can be field cut as required. Driver lengths up to a recommended maximum of 3' (91.4cm) have minimum impact on photometric performance on a **straight** run. LIC recommends a 9" (228.6mm) or greater bend radius in the driver. A second driver is required when fiber is lit from both ends.

Mounting

- Use 19mm track for mounting in straight-line applications.
- Tracking may be field cut into short segments and "clips" for mounting in curved applications.

Environment

- Optical fiber core must be protected in wet or sunlit areas. Use end seals where applicable.
- Protect core and cladding from dirt and abrasions.
- Install fiber at temperatures of 10° C (50° F) or higher.
- Prior to installation, remove the optical fiber from the box in accordance with Lumenyte's printed unpacking instruction sheet and lay fiber straight for several hours to remove coil memory.
- For underwater use, add -WR jacket.