

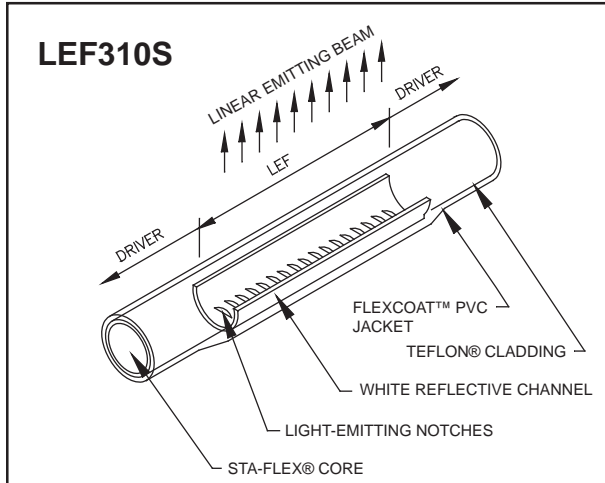
STA-FLEX® LEF™ 310S DIRECTIONAL LINEAR BEAM FIBER

Project:

Type:

Catalog Number: **LEF310S**

System Component: **Optical Fiber**

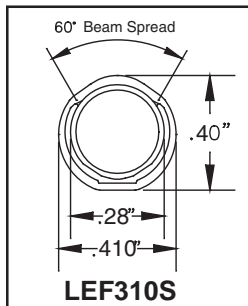


- ◆ Small Coves and Soffits
- ◆ Decorative Accents
- ◆ Glass Block
- ◆ Back Lighting
- ◆ Direct or Indirect Step Lighting
- ◆ Machinery Task Illumination
- ◆ Hazardous Locations
- ◆ Under Cabinet Lighting
- ◆ Vehicle Accents

SPECIFICATIONS:

Series Number
 Core Diameter
 Outer Diameter
 Operating Temperature Range
 Weight of Optical Fiber (Average per Foot)
 Minimum Bend Radius
 LEF310S-WR Outer Diameter
 Compatible LED Sources

LEF310S
 .240" (6.1mm)
 .410" (10.4mm)
 Up to 194° F (90° C)
 1.13oz. (32g.)
 5" (127mm) or larger
 .430" (10.9mm)
 AGI-10G - Three 5mm LEDs Light Engine Coupler
 OT100 - Single 3 Watt LED Light Engine
 OT700 - Seven 3 Watt LED Light Engine
 LI-250000 Color Changing 2-Port LED Illuminator
 LI-350000 Color Changing 3-Port LED Illuminator
 FM1 - Single 3 Watt LED Light Engine
 FM3 - Three 3 Watt LED Light Engine



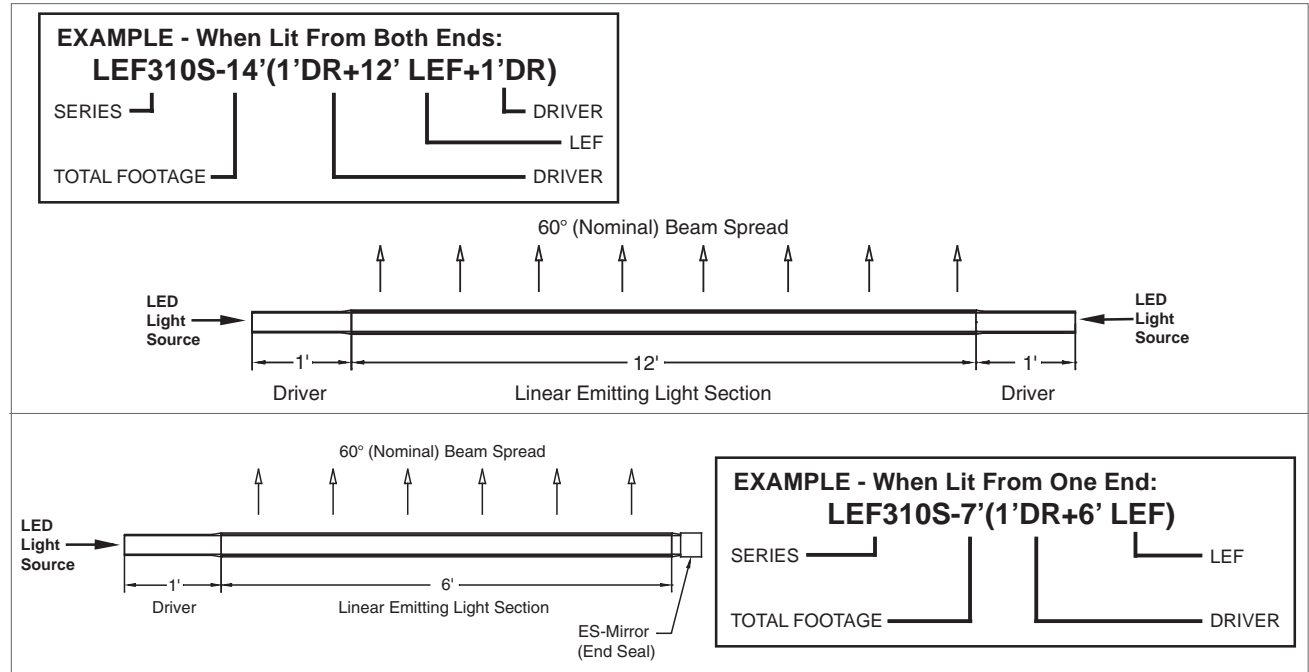
The LEF310S optical fiber was specifically developed for use with High-Brightness LED (HB LED) light sources. The fiber is manufactured with Lumenyte's patented technology that directs light in an evenly focused beam along the entire length of the fiber optic.

NOTE: Images are not to scale

STA-FLEX® LEF™310S DIRECTIONAL BEAM LINEAR FIBER

Ordering Information

LED SERIES	UNDERWATER	Total Footage (Length in ft.)	DRIVER (Length in ft.) Single and Double ended fibers.	LEF (Length in ft.)	DRIVER (Length in ft.) Double ended fibers only.
LEF310S	-WR	_____ FT	_____ FT	_____ FT	_____ FT



Recommended Distances for Effective LEF310S Brightness

- The effective light output of LEF310S fiber optic is subjective and based upon several variables such as:
 - Intensity of LED light source
 - Number and wattage of LEDs in the light source
 - Background color contrast
 - Viewing angle
 - Color of light
 - Attenuation of light
 - Ambient light level
 - Length of fiber optic run
- Runs up to 10' (3.05m) when lit with a single light source or 20' (6.1m) when lit with a light source at each end, are the recommended maximums when using the higher intensity LED light sources.

Driver

- The LEF310S LED Series of optical fibers is "driver dependent" and is supplied with a minimum 1' (30.5cm) length of driver. The driver can be field cut as required. Driver lengths up to a recommended maximum of 3' (91.4cm) have minimum impact on photometric performance on a **straight** run. LIC recommends a 5" (127mm) or greater bend radius in the driver. A second driver is required when fiber is lit from both ends.

Mounting

- Use 11mm track for mounting in straight-line applications.
- Tracking may be field cut into short segments and "clips" for mounting in curved applications.

Environment

- Optical fiber core must be protected in wet or sunlit areas. Use end seals where applicable.
- Protect core and cladding from dirt and abrasions.
- Install fiber at temperatures of 10° C (50° F) or higher.
- Prior to installation, remove the optical fiber from the box in accordance with Lumenyte's printed unpacking instruction sheet and lay fiber straight for several hours to remove coil memory.
- For underwater use, add -WR jacket.