

COLOR WHEELS (MAESTRO / PH SERIES ILLUMINATORS)

Project:


Type:

Catalog Number: **CW, P, C4, C8**

System Component: **Illuminator Color Wheel**


DESCRIPTION: On Lumenyte illuminators, color options are achieved through color consistent, high-quality dichroic glass filters. The colors are permanent, non-fading and resistant to heat. Standard(CW) and Pool(P) dichroic glass color wheels are shown.

NOTE: Color perception will vary with the type and Kelvin temperature of the lamp used. The colors shown here are a general depiction only. Please consult your local Lumenyte representative or dealer for further details.




STANDARD
PH1000/1100/MAESTRO
CW:

1. LIME GREEN
2. BLUE
3. RED
4. AMBER




POOL
PH1000/1100/MAESTRO
P:

1. WHITE
2. DARK GREEN
3. LIGHT BLUE
4. BLUE MAGENTA



STANDARD
PH3000/3100
CW:

1. AMBER
2. LIME GREEN
3. BLUE
4. HOT PINK



POOL
PH3000/3100
P:

1. WHITE
2. DARK GREEN
3. LIGHT BLUE
4. BLUE MAGENTA

Ordering Information

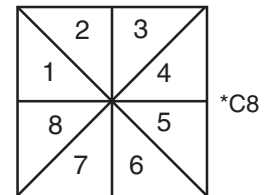
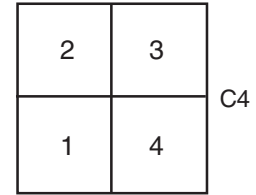
COLOR WHEEL: Indicate **-CW** or **-P** with PH SERIES or MAESTRO Illuminator Model Number.

COLOR WHEELS FOR CUSTOM (C4, C8) OR SPECIAL ORDERS

Ordering Information: Please attach copy with order.

STEP 1: Check the appropriate boxes to indicate illuminator-harness type, color wheel and/or twinkle wheel.

Illuminator-Harness	C4	C8	Twinkle Wheel
MAESTRO		NA	
PH1000/1100: NON-HARNESS			
PH-HARN			
PHP-HARN			NA
PH3000/3100: NON-HARNESS			
PH-HARN			
PHP-HARN			NA
		NA: NOT AVAILABLE	



STEP 2: Based on illuminator group below select colors and number them in desired sequence.

PH1000/1100/MAESTRO	COLOR SEQUENCE	PH3000/3100	COLOR SEQUENCE
	(1-4) (1-8)		(1-4) (1-8)
LIME GREEN (Standard)	_____	AMBER (Standard)	_____
BLUE (Standard)	_____	BLUE (Standard)	_____
AMBER (Standard)	_____	LIME GREEN (Standard)	_____
RED (Standard)	_____	HOT PINK (Standard)	_____
WHITE	_____	WHITE	_____
YELLOW	_____	YELLOW	_____
DARK ORANGE	_____	DARK ORANGE	_____
LIGHT BLUE	_____	LIGHT BLUE	_____
HOT PINK	_____	AQUA (CYAN)	_____
AQUA (CYAN)	_____	BLUE MAGENTA	_____
BLUE MAGENTA	_____	VIOLET	_____
DARK GREEN	_____	DARK GREEN	_____
VIOLET	_____		

Notes:

1. Color perception will vary with the type and color temperature (° Kelvin) of the lamp used. Lamp color spectrum affects viewed color. Please consult your local Lumenyte representative or dealer for further details.
2. *Eight-part wheels not available with any CSC color control.

COLOR WHEELS (ENCORE™ SERIES: AR100 / AR150 / AR250)

Project:

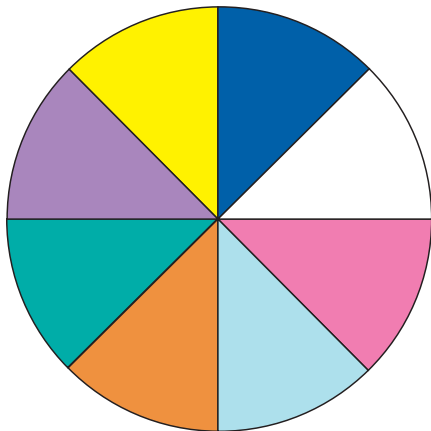
Type:

Catalog Number: **CW, DMX1, DMX2, PC**

System Component: **Illuminator Color Wheel**

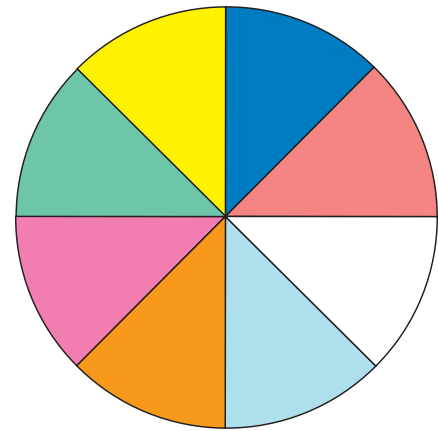
DESCRIPTION: All color options are achieved through color consistent, high-quality dichroic glass filters. The colors are permanent, non-fading and resistant to heat. CW, DMX1, DMX2 and PC dichroic glass color wheels are shown.

NOTE: Color perception will vary with the type and color temperature (° Kelvin) of the lamp used. The colors shown here are a general depiction only. Please consult your local Lumenyte representative or dealer for further details.



AR100
CW, DMX1, DMX2, PC

1. DARK ORANGE
2. DARK GREEN
3. MAGENTA
4. YELLOW
5. MEDIUM BLUE
6. WHITE
7. HOT PINK
8. AQUA (CYAN)



AR150CM/AR150EG/AR250
CW, DMX1, DMX2, PC

1. ORANGE
2. HOT PINK
3. TEAL GREEN
4. YELLOW
5. BLUE
6. CORAL
7. WHITE
8. AQUA (CYAN)

Ordering Information

COLOR WHEEL: Indicate **-CW, -DMX1, or -DMX2** at end of ENCORE SERIES Illuminator Model Number.

PERMANENT COLOR: Indicate **-PC** at end of ENCORE SERIES Illuminator Model Number.

All **LUMENYTE®** Fiber Optics are Protected by either U.S. PATENTS or INTERNATIONAL or Specific Country PATENTS, or both. Copyright© 4 December, 2008. All Rights Reserved by LUMENYTE INTERNATIONAL CORPORATION.